



## Summary Feedback

(Combined feedback broadcasted at multiple times this week)

### **PRE-RECORDED: Basildon FRCR 2B 'A to Zee' Course 2020**

## **Session 3/38**

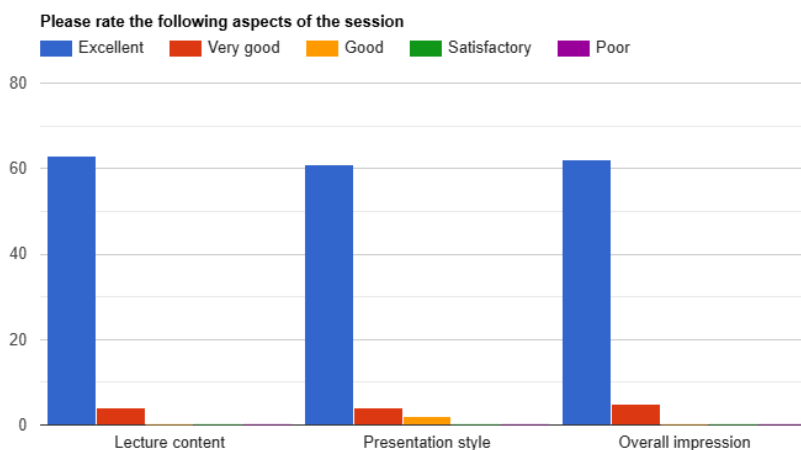
### **Chest & Cardiac Imaging For FRCR - Part 1**

**(5<sup>th</sup> & 6<sup>th</sup> April 2025)**

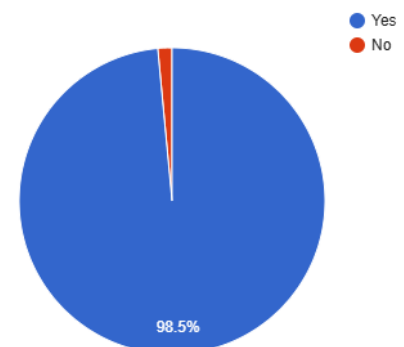
**Lecturer: Alexia Farrugia**

#### **Summary Points:**

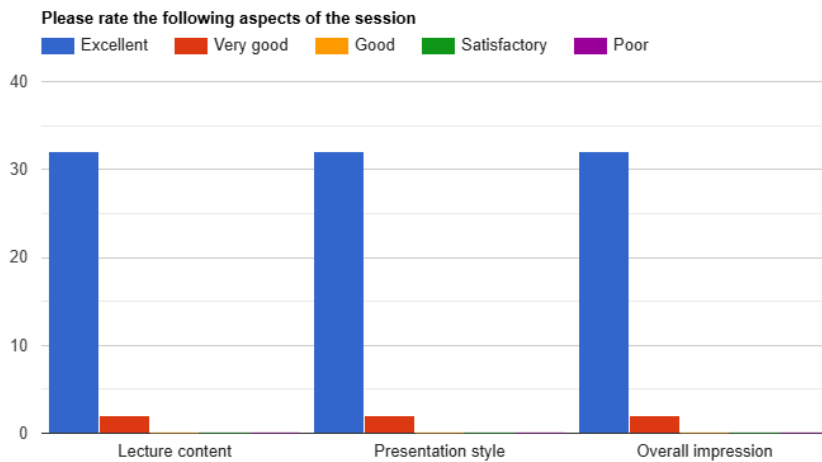
- Total Attendees: 319 from 31 Countries (Algeria, Australia, Bangladesh, Dominica, Egypt, France, Ghana, India, Indonesia, Iraq, Jordan, Kenya, Libya, Malaysia, Netherlands, Nigeria, Norway, Oman, Pakistan, Saudi Arabia, Singapore, South Africa, Sri Lanka, Sudan, Swaziland, Syria, Türkiye, UAE, UK, Yemen, Zimbabwe).
- Total duration: 2 hours (each session broadcasted thrice during the week)
- Total feedback received from 107 participants, from three different broadcasts



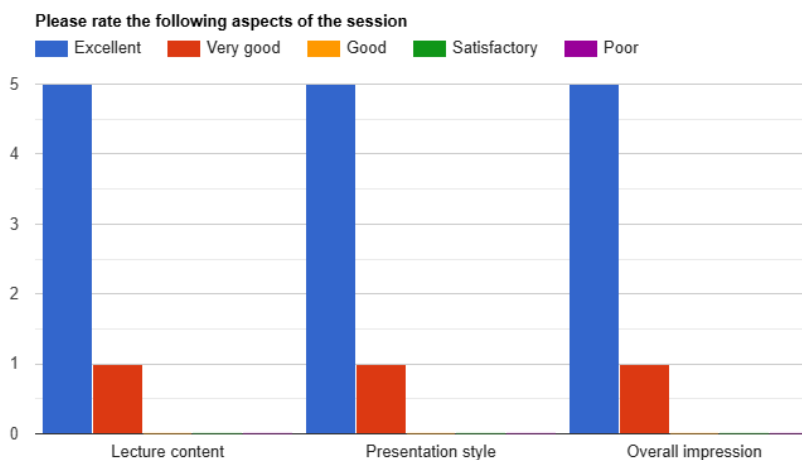
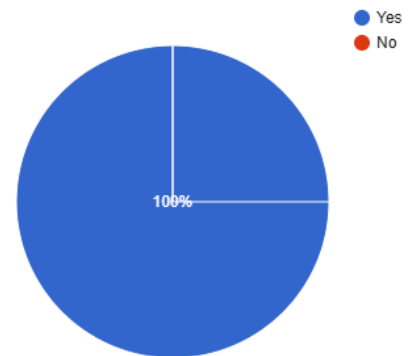
Did you find it useful  
67 responses



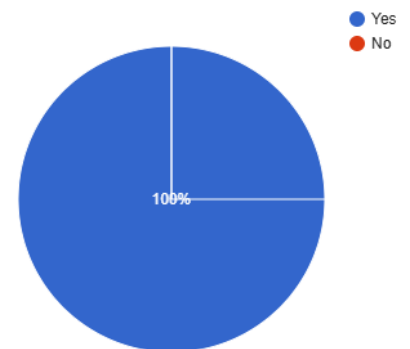
## Chest & Cardiac Imaging For FRCR - Part 1



Did you find it useful  
34 responses



Did you find it useful  
6 responses



## Testimonials

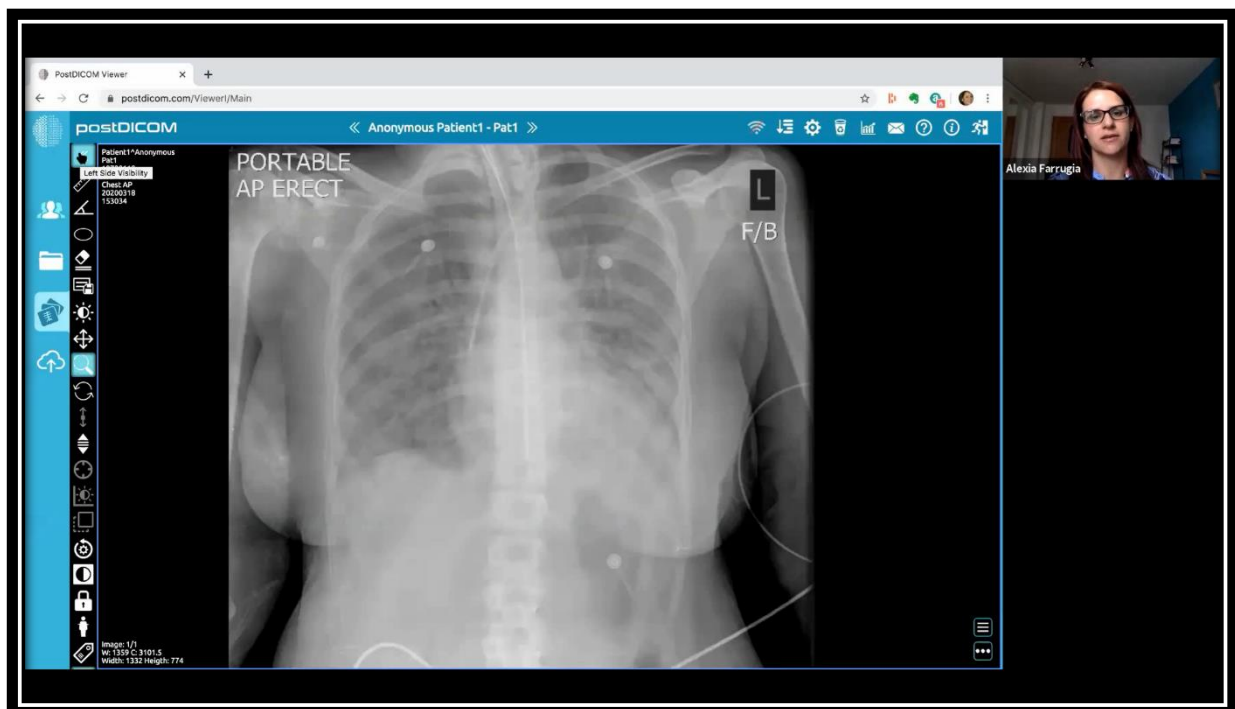
- Fantastic collection. Loved the way it was presented, such brief and to the point. Amazing lecture series, nowhere to be found (India).
- Brilliant teaching session delivered and I'm grateful I have learned something! (Malaysia).
- I appreciate the wealth of cases and how she took time to explain the deductive process (Zimbabwe).
- Excellent teaching. The lecturer is excellent with clear explanations (UK).
- Amazing session by Dr Alexia Farrugia. Brilliant cases were very well explained. Thanks a lot! (Pakistan).
- Wonderful session (Nigeria).
- Very informative (Saudi Arabia).
- Detailed explanation of the interstitial lung disease cases was useful (Singapore).
- Very good presentation and cases (UAE).
- The variety of images was useful (Zimbabwe).
- All of it was very useful & highly valuable (Egypt).
- Very good session on cardio-thoracic imaging, explained patiently the key points (India).
- Very nice lecture (Sudan).

## Chest & Cardiac Imaging For FRCR - Part 1

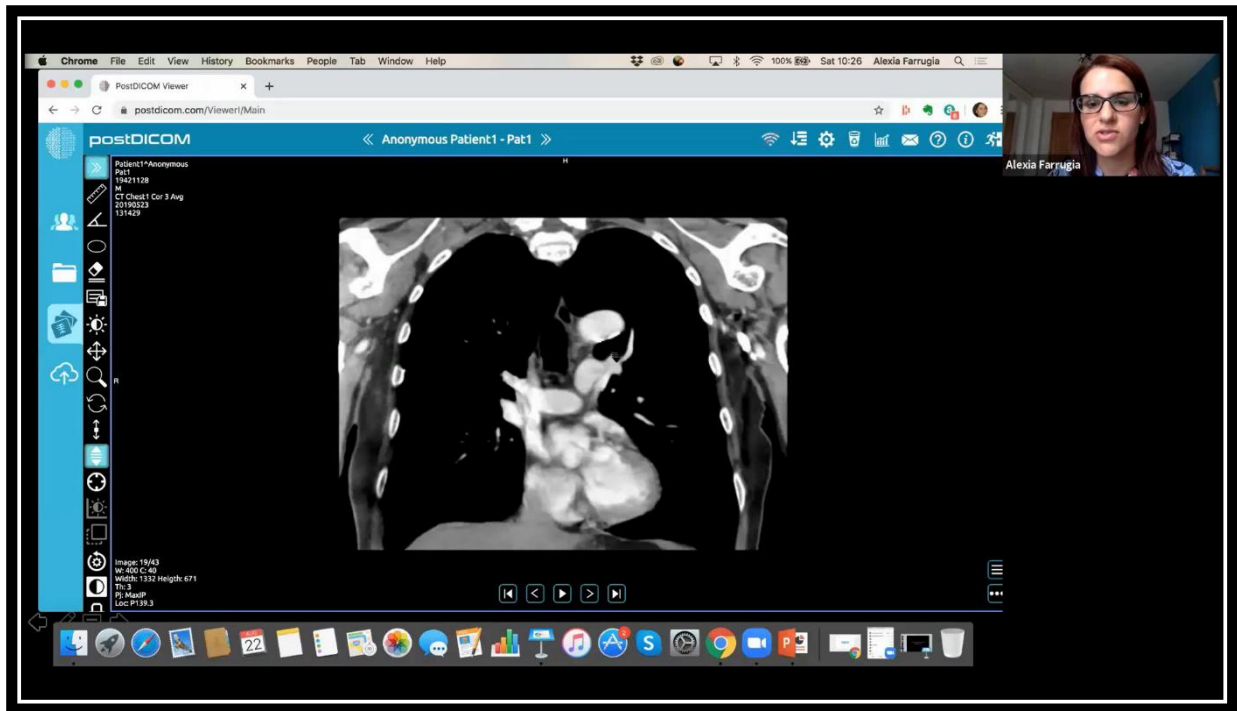
- Great slides, systemically with mention of history followed by explanatory slides with images (Pakistan).
- Great lecture (Zimbabwe).
- Cases were useful (Norway).
- Excellent lecture and Presentation style. Very well summarized cases (Pakistan).
- All cases were useful (Oman).
- Viva cases of chest and cardiac for FRCR 2b were useful (UK).
- The cases, explanation and discussion were useful (UAE).
- Dr Alexia was most valuable (India).
- Nice explanation (Pakistan).
- It's all useful (UAE).
- Case selection and presentation style was most useful (UK).
- Whole talk was useful (Pakistan).
- Nice discussion (India).
- Images and illustrations were useful (Nigeria).
- Wonderful session (Pakistan).
- Variety of cases was useful (Malaysia).
- Cardiac imaging was useful (Saudi Arabia).
- Very, very good teaching and cases (Pakistan).
- Good work... Keep it up (Pakistan).
- Outstanding (Pakistan).
- Excellent teaching session like always! God bless Dr Khan and his brilliant team! (Pakistan).
- Excellent! (Nigeria).
- Lecture content was useful (UK).
- It was perfect (UAE).
- Brilliant (UK).
- Very good cases (UK).
- Case discussion was useful (India).
- Content and delivery was useful (UK).
- Explanation slides were useful (Norway).
- The whole tutorial was useful (Ghana).
- All aspect was useful (Sri Lanka).
- Practical and pertinent to my daily practice! (UAE).
- Dr Khan's committed teaching for his students was most valuable (India).
- Explanations after each case were useful (UK).
- Good variety cases (Pakistan).
- Great teaching (Libya).
- Nice cases (Saudi Arabia).
- The way of explanation was useful (Iraq).
- Good cases (UK).
- Very good teaching (India).
- The teaching style was useful (Nigeria).
- Very good cases (Zimbabwe).
- The variety of cases and the approach was useful (Pakistan).
- Every aspect was useful (India).
- Excellent teaching (UK).
- Way of explaining principal diagnosis was much impressive (Pakistan).

## Chest & Cardiac Imaging For FRCR - Part 1

- It was perfect (UAE).
- Brilliant (UK).
- It's great (Egypt).
- Fantastic (UK).
- Impressive (Nigeria).
- Very good (Ghana).
- Very useful (UK).
- Superb session (India).
- Excellent (Sri Lanka).
- Brilliant as always (UAE).
- Great (India).
- Bless you all. Thank you so much (Egypt).
- Nice and informative (India).
- Excellent session (Nigeria).
- Fabulous (Pakistan).
- Tooooo good (Pakistan).
- Great (Nigeria).
- Very educative session (Nigeria).
- Woow (Egypt).
- Excellent session (India).



## Chest & Cardiac Imaging For FRCR - Part 1



=====XX=====XX=====